



IVY TECH
COMMUNITY COLLEGE

Building Community: Let's Navigate Modules Together

Nicole Trice, Director of Financial Aid Processing
Les Cintron, Assistant Vice President, FA Compliance and Processing
March 12, 2026



Core Concepts



QUESTION 1: ARE YOUR PROGRAMS CLASSIFIED CORRECTLY?



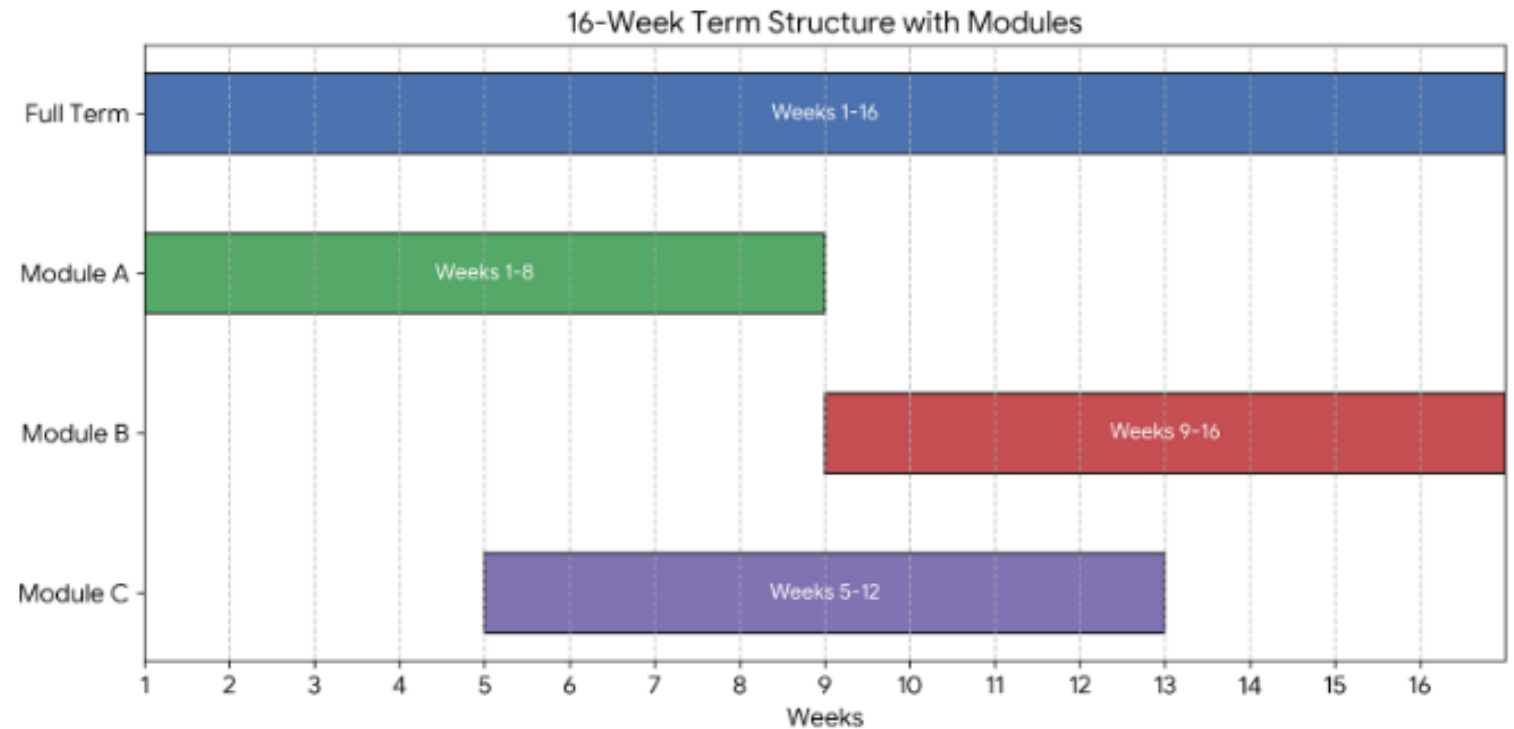
QUESTION 2: ARE YOUR PROGRAMS PROCESSED CORRECTLY FOR PELL, LOANS, AND R2T4?



THE CHAIN REACTION: ACADEMIC STRUCTURE → ENROLLMENT STATUS → AID ELIGIBILITY → COMPLIANCE RISK

What is a module?

- ❖ **Definition:** Any course or courses that do not span the entire length of the payment period or period of enrollment.
- ❖ May overlap within a term, but not another standard term (non-term)



❖ **Example 16-Week Term Structure:**

- ❖ Full Term: Weeks 1–16
- ❖ Module A: Weeks 1–8
- ❖ Module B: Weeks 9–16
- ❖ Module C: Weeks 5–12



What is distance education?

- **Concept:** The instructor and student are not in a physical classroom together.
- **Key Requirement:** "Regular and Substantive Interaction"
- **Not the same as Correspondence Courses**

Are Your Programs Classified Correctly?

Standard Term vs. Nonterm vs. Nonstandard Term

Common Misstep: Assuming "online" automatically means "nonterm."

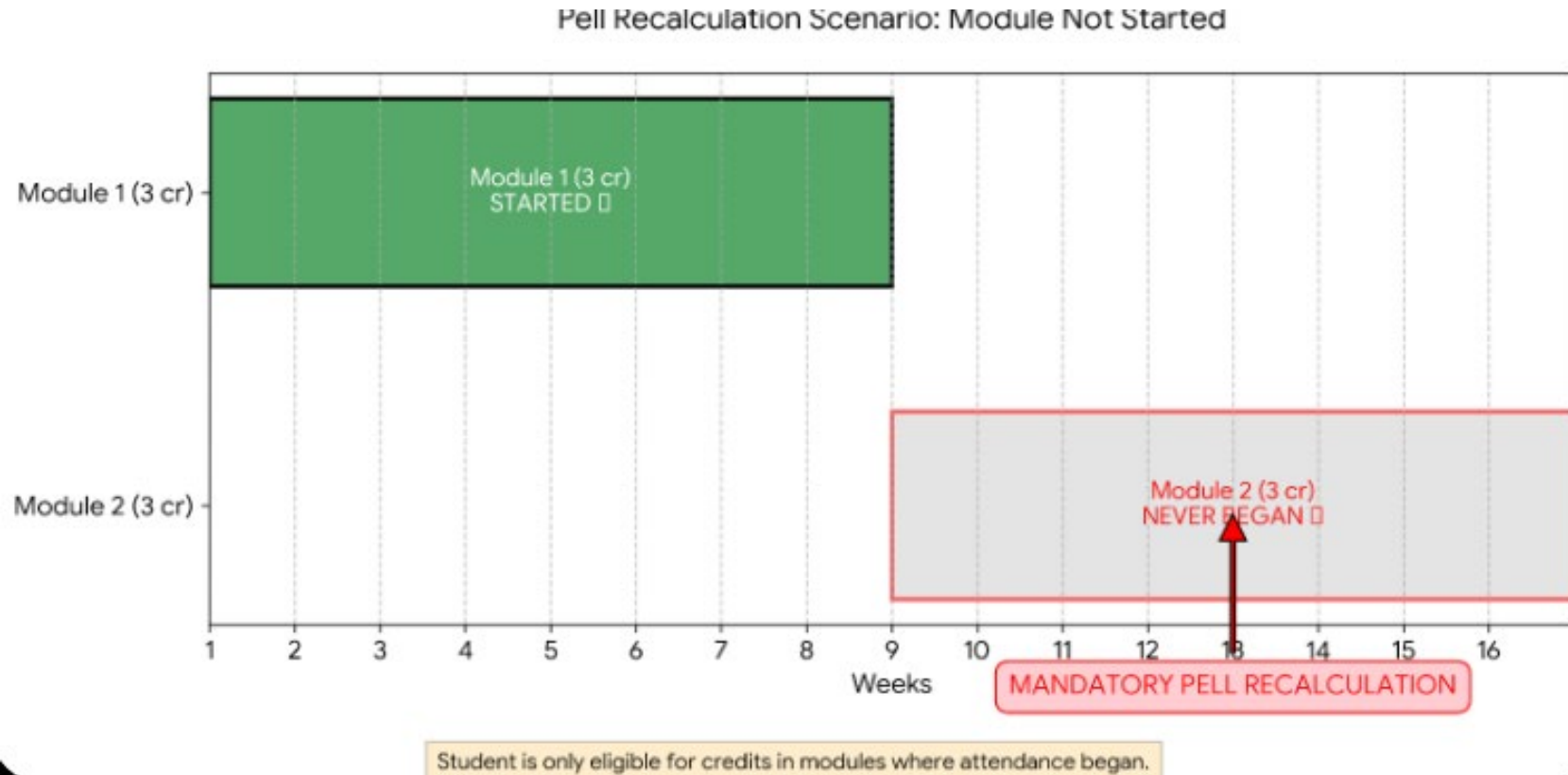
Why Classification Matters: Incorrectly treating modules as separate terms or failing to apply the correct academic calendar rules alters aid disbursement schedules.

Processing Correctly for Pell Grants

Scenario: Student enrolls in Module 1 and Module 2.

Student Attendance:
Module 1 (Started ✓)
Module 2 (Never Began ✗)

Implication: Mandatory Pell recalculation.



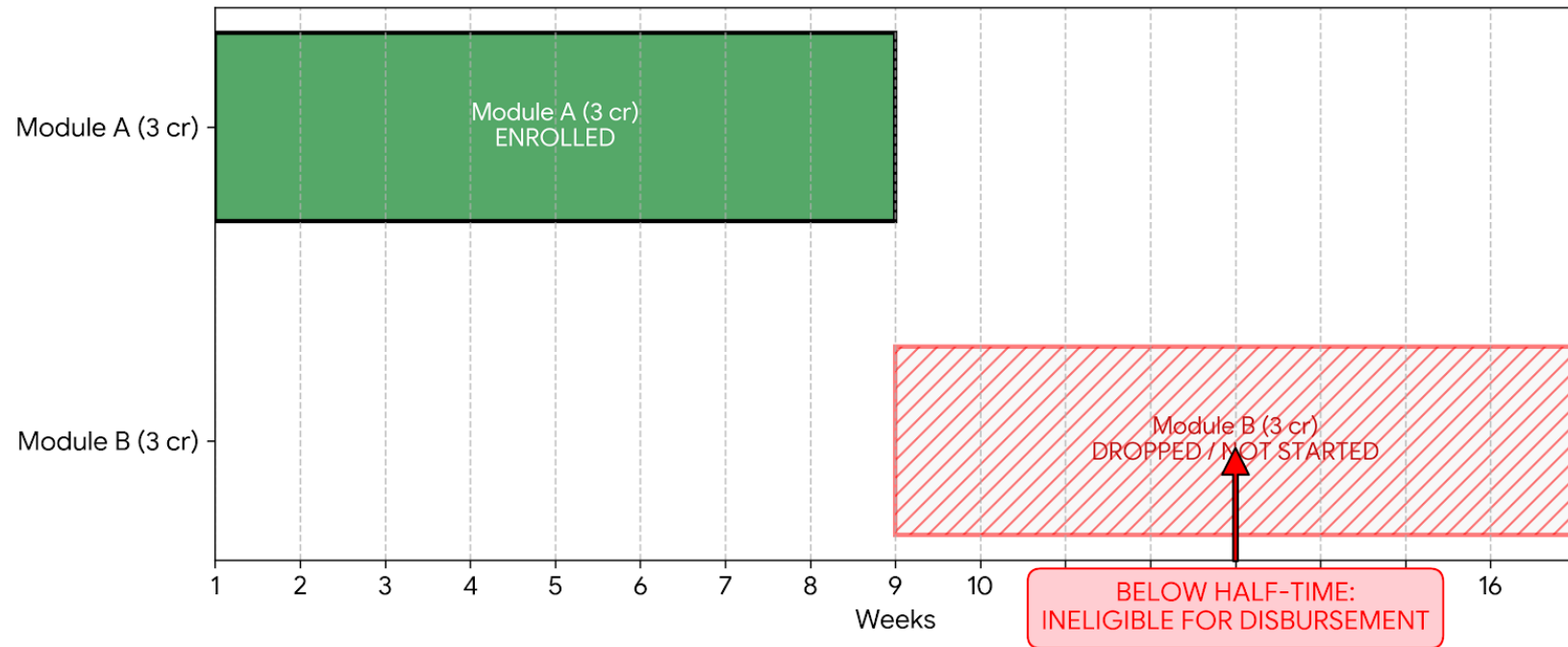
Processing Correctly for Direct Loans

- Golden Rule:** Must be enrolled at least half-time at the time of disbursement.

- Scenario:** Module A (3 credits) + Module B (3 credits).

- Implication:** If the student drops Module B before it begins, they are no longer half-time.

Direct Loan Scenario: Maintaining Half-Time Status



Student must be enrolled at least half-time at the time of loan disbursement.

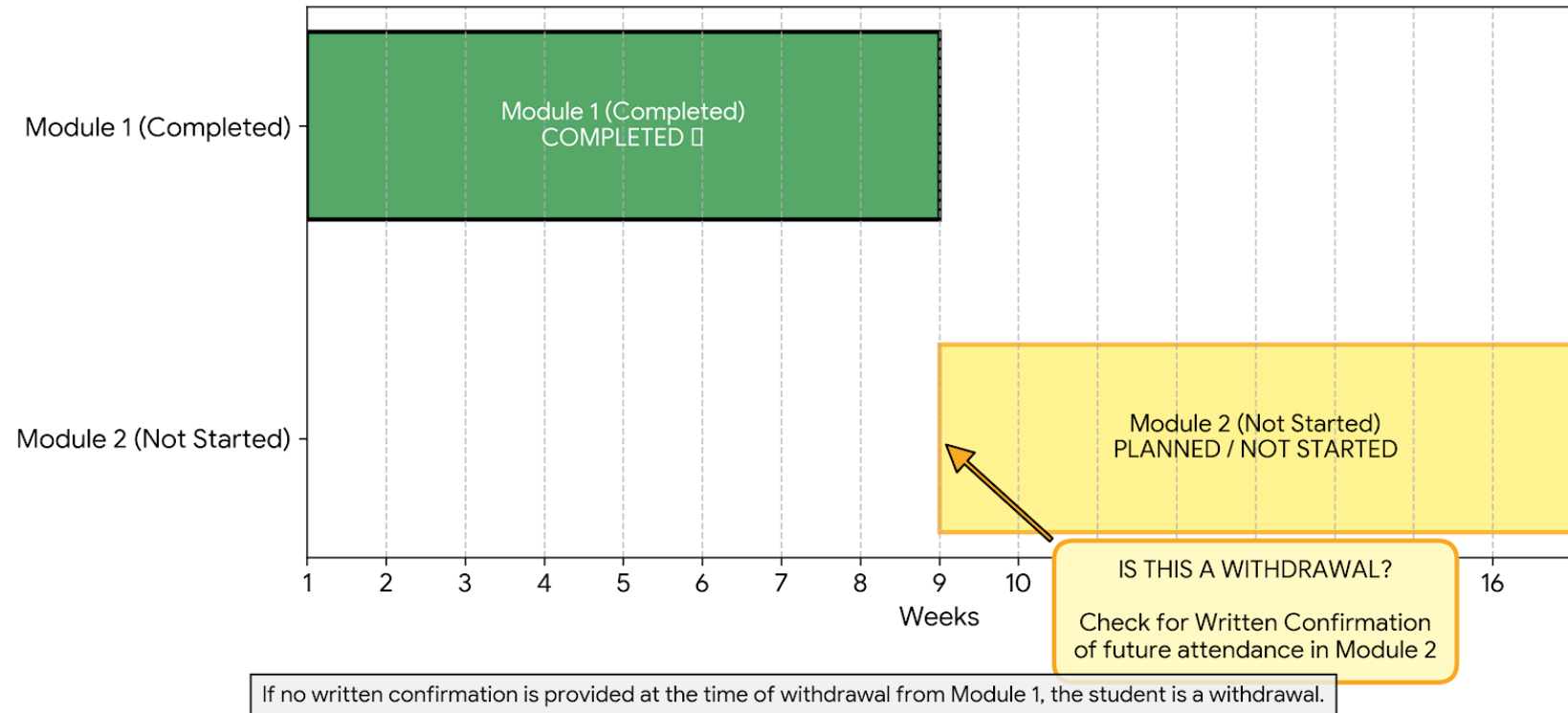
Processing Correctly for R2T4

•**The Challenge:** Did the student withdraw, or are they just between modules?

•**Scenario:**
Module 1 Completed ✓
Module 2 Not Started ✗

•**Key Question:** Did the student provide written confirmation of future attendance in a Title IV eligible course later in the same payment period?

R2T4 Scenario: Withdrawal vs. Intent to Return



Regulatory Expectations & Best Practice

Policy: Clearly defined rules in your P&P manual.

Process: Automated or heavily tracked workflows.

Documentation: Proof of regular/substantive interaction and attendance.

Collaboration: Registrar ↔ Financial Aid ↔ IT/Systems

Peer Discussion

Discussion Prompt: How does your institution track module attendance in real-time?

Scenario: A student completes Module A, registers for Module B, but decides on the Friday before Module B starts not to attend. What happens next at your institution?

Key Takeaways & Questions



MODULES REQUIRE
HIGHLY INTENTIONAL
PROCESSING.



SMALL TRACKING
ERRORS CREATE MAJOR
COMPLIANCE RISKS.



CROSS-DEPARTMENTAL
COLLABORATION IS
YOUR BEST DEFENSE.



QUESTIONS?